

SPESIFIKASI / SPECIFICATION

XL7

		ZETA		BETA		ALPHA	
		MT	AT	MT	AT	MT	AT
DIMENSIONS							
Overall length		mm		4,450			
Overall width		mm		1,775			
Overall height		mm		1,710			
Wheelbase		mm		2,740			
Tread	Front	mm		1,515			
	Rear	mm		1,530			
Minimum turning radius *1				5.1			
Minimum ground clearance		mm		200			
CAPACITIES							
Seating capacity	persons			7			
Fuel tank capacity	litres			45			
Luggage capacity *1	Max.volume	litres		803			
	Rear seatback folded (VDA method)	litres		550			
	Rear seatback raised (VDA method)	litres		153			
ENGINE							
Type				K15B			
Number of cylinders				4			
Number of valves				16			
Piston displacement	cm3			1.462			
Bore x stroke	mm			74.0 x 85.0			
Compression ratio				10,5			
Maximum output	kW/rpm			77kW (104,7 ps)/6.000			
Maximum torque	N·m/rpm			138/4.400			
Fuel distribution				Multipoint injection			
TRANSMISSION							
Gear ratio	1st	3.909	2.875	3.909	2.875	3.909	2.875
	2nd	2.043	1.568	2.043	1.568	2.043	1.568
	3rd	1.407	1.000	1.407	1.000	1.407	1.000
	4th	1.065	0.697	1.065	0.697	1.065	0.697
	5th	0.769	-	0.769	-	0.769	-
	Reverse	3.250	2.300	3.250	2.300	3.250	2.300
Final gear ratio		4.353	4.375	4.353	4.375	4.353	4.375
CHASSIS							
Steering				Rack & pinion			
Brakes	Front			Ventilated disc			
	Rear			Drum, leading & trailing			
Suspension	Front			MacPherson strut with coil spring			
	Rear			Torsion beam with coil spring			
Tyres				195/60 R16			

Catatan:
Untuk peningkatan dan penyesuaian dengan perkembangan teknologi, spesifikasi ini sewaktu-waktu dapat berubah tanpa pemberitahuan terlebih dahulu.

COLOR VARIANT



EXTRAORDINARY ACCESSORIES



Informasi lebih lanjut

Lia Anggelia
#BELISUZUKI
#PASTIRINYUNG
0852-6802-1991
<https://anggeliasuzuki.com>

SUZUKI

YOUR GEAR

THE NEW EXTRAORDINARY SUV



EXTRA LARGE SPACE FOR SEVEN

STUNNING DASHBOARD**

SMART E-MIRROR*

BOLD LED HEADLAMP WITH DRL (AUTO ON)

XL7

GEAR TO ACCOMPLISH

Saatnya meninggalkan yang ordinary dengan merasakan pengalaman baru berkendara dengan Suzuki XL7, The New Extraordinary SUV. Kabin lebih luas ditambah dengan konsep interior yang premium akan memberikan kenyamanan yang sesungguhnya untuk 7 penumpang. Tampilan yang tegas namun juga stylish mencerminkan ketangguhan dan persona modern.




CAR OF THE YEAR 2020



*Alpha Type **Alpha & Beta Type

ZETA TYPE

Dilengkapi berbagai fitur-fitur extraordinary SUV yang akan membuat perjalanan semakin nyaman, aman, dan penuh gaya.



SPACIOUS CABIN WITH BLACK INTERIOR COLOR

EXTRAORDINARY EXTERIOR



BOLD LED REAR COMBINATION LAMP

BOLD LED HIGH MOUNT STOP LAMP

STUNNING REFLECTOR REAR BUMPER

MUSCULAR GARNISH SIDE SILL SPLASH

MUSCULAR ROOF RAILS

BOLD HOOD SIDE SLIT



BOLD LED HEADLAMP WITH DRL (AUTO ON)



MUSCULAR CHROME FRONT GRILLE



BOLD FOG LAMPS



BOLD BLACK POLISHED ALLOY WHEEL 195/60R16



MUSCULAR WHEEL ARCH EXTENSION

EXTRAORDINARY INTERIOR



STUNNING CARBON FIBERED PATTERN DASHBOARD

SMART DIGITAL AC

STUNNING HEAD UNIT AUDIO TOUCHSCREEN 8 INCH



COMFORTABLE 2ND ROW CENTER ARM REST



SPACIOUS LUGGAGE SPACE



SPACIOUS LUGGAGE BOARD 50:50 SPLIT

EXTRAORDINARY PERFORMANCE

Performa mesin yang tangguh dengan tenaga dan torsi besar namun memiliki efisiensi bahan bakar yang tinggi.

EFFICIENT ENGINE K15B, DOHC



EXTRAORDINARY SAFETY

Suzuki XL7 dilengkapi Extraordinary Safety Features yang akan meningkatkan keamanan dalam perjalanan.

NEW



FIRE EXTINGUISHER

TECT BODY TECHNOLOGY

NVH (NOISE VIBRATION HARSHNESS)

HEARTECT



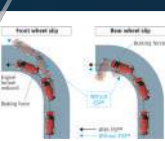
HILL HOLD CONTROL (A/T)**



SECURITY ALARM IMMOBILIZER & KEYLESS ENTRY



ESP® (ELECTRONIC STABILITY PROGRAMME)**



ABS (ANTI-LOCK BRAKING SYSTEM)




EBD (ELECTRONIC BRAKE-FORCE DISTRIBUTION)

*Alpha Type **Alpha & Beta Type

BETA TYPE

Memiliki semua fitur Zeta dilengkapi fitur extraordinary yang akan membuat pengalaman berkendara lebih menyenangkan.



BOLD LED REAR COMBINATION LAMP WITH LIGHT GUIDES**

STUNNING D-SHAPED STEERING WHEEL WITH LEATHER COVER**

SMART AC DIGITAL AUTO CLIMATE WITH HEATER**

ELECTRIC FOLDABLE** & ADJUSTABLE OUTSIDE DOOR MIRROR



REAR WINDOW DEMISTER**



SMART KEYLESS & ENGINE PUSH START STOP BUTTON**



VENTILATED CUP HOLDERS**



COMFORTABLE 1ST ROW CENTER ARMREST**

ALPHA TYPE

Memiliki semua fitur tipe Beta plus fitur-fitur extraordinary yang hanya tersedia secara eksklusif untuk tipe Alpha.



STUNNING DOOR VISOR*

STUNNING REAR UPPER SPOILER*

BOLD NUMBER PLATE GARNISH CHROME*

MUSCULAR DOOR SILL GUARD*

SMART E-MIRROR*

*Alpha Type **Alpha & Beta Type